



Gas Flex Connectors

Made Right. Made to Last.



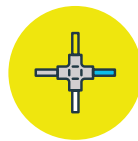
The Safety of Your Home and Family Depends on the Quality of Gas Connectors You Choose

RWC is now offering a complete line of flexible connectors for gas applications.



Corrugated Stainless Steel

Provides superior flexibility over copper. Available with yellow and black epoxy coating for improved corrosion resistance. Easily identifiable as a gas connector.



Many Configurations

Our connectors cover a range of connection types and BTUs up to 290,900.



Easy to Install

Deep corrugations enhance flexibility.



100% Leak Tested

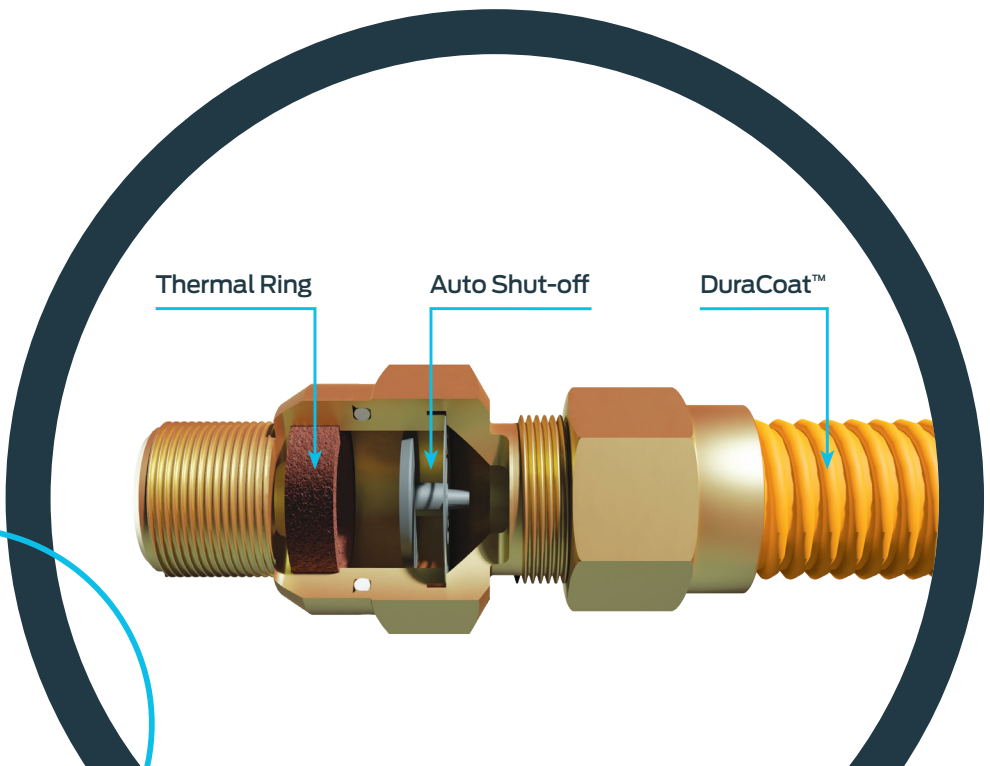

Factory tested for peace of mind.

Boost Your Peace of Mind

Eastman has designed a safety valve to help protect you and your family from catastrophic ruptures or disconnects in your gas line. The ArmorBoost valve immediately restricts gas flow to help protect you from build-up of flammable gas.

The valve will remain activated until the gas line is properly repaired. For added protection, ArmorBoost is armed with a special fire-safe thermal ring that expands to stop gas flow when extreme temperatures over 350 degrees are reached.

High-performance DuraCoat™ Epoxy coating provides extra protection from corrosion, chemical stains from common household products, UV rays and is approved for indoor/outdoor use.



Selecting a Gas Connector

Gas Connector Nomenclature

30 | **YE** | **51** | **VO** | **48**

Tube Size Tube Style Fitting 1 Fitting 2 Length

Tube Size	Tube Style	Fitting 1	Fitting 2	Length
10 3/8" OD	YE Yellow epoxy coated	50 1/2" MIP (tapped 3/8" FIP)	50 1/2" MIP (tapped 3/8" FIP)	12"
20 1/2" OD	BE Black epoxy coated	51 1/2" FIP	51 1/2" FIP	18"
30 5/8" OD	SS Stainless steel	52 3/8" MIP (tapped 1/4" FIP)	52 3/8" MIP (tapped 1/4" FIP)	24"
40 1" OD		53 3/8" FIP	53 3/8" FIP	30"
		54 3/4" MIP (tapped 1/2" FIP)	54 3/4" MIP (tapped 1/2" FIP)	36"
		55 3/4" FIP	55 3/4" FIP	48"
		56 1" MIP (tapped 3/4" FIP)	56 1" MIP (tapped 3/4" FIP)	60"
		57 1" FIP	57 1" FIP	72"
		61 1/2" FIP straight ball valve	61 1/2" FIP straight ball valve	
		63 3/4" FIP straight ball valve	63 3/4" FIP straight ball valve	
		71 1/2" FIP 90° ball valve	71 1/2" FIP 90° ball valve	
			VO 1/2" MIP (tapped 3/8" FIP) EFV	
			V1 1/2" FIP EFV	
	V2 3/8" MIP (tapped 1/4" FIP) EFV			
	V3 3/8" FIP EFV			
	V4 3/4" MIP (tapped 1/2" FIP) EFV			
	V5 3/4" FIP EFV			
	V6 1" MIP (tapped 3/4" FIP) EFV			
	V7 1" FIP EFV			

BTU Capacities Chart

Capacities of Gas Connectors of Various Lengths in BTU/Hr for Natural Gas (Multiply by 1.6 for LP Gas)

OD (in)	ID (in)	Straight Length Capacity in BTU/HR							
		12"	18"	24"	30"	36"	48"	60"	72"
3/8"	1/4"	48,000	43,800	40,000	36,400	33,400	28,300	24,900	23,100
1/2"	3/8"	102,000	93,100	85,000	77,100	71,100	60,500	53,200	49,100
5/8"	1/2"	180,000	164,200	150,000	136,000	125,000	106,000	93,200	86,000
1"	3/4"			290,900	270,500	255,900	215,000	197,400	173,900

ArmorBoost Excess Flow Chart

	3/8" OD	1/2" OD	5/8" OD	1" OD
Max flow capacity (BTU/h)	75,000	123,000	180,000	260,000
Max pressure drop @ max flow capacity (in. wc)	0.63	0.74	1.21	1.96
Flow capacity @ 5 in. wc pressure drop (BTU/h)	66,800	111,000	122,500	159,000
Trip flow rate @ 5 in. wc (BTU/h)	101,000	223,000	217,000	290,000
Max pressure drop @ trip flow (in. wc)	2.76	3.24	2.88	2.88

- *Rated Trip Flow and Max Flow Capacity values are kBTU/h @ max. "w.c. PD (natural gas, 0.64 s.g., 1000 BTU/cu.ft.)
- A minimum of 5" w.c. inlet pressure is required with a maximum inlet pressure of 14" w.c. (1/2 psig).
- Installation orientation: Multi-poise (horizontal, vertical up, vertical down).
- EFV Type: EFVB (Bypass with automatic reset)


- Bypass rate: MAX 2.5 SCFH at 0.5 psi
- The maximum trip flow is 1.4 times the rated trip flow.
- Operating temperature: -40°F to 150°F (-40°C to 65°C)
- Reaction Temperature Range: 350°F to 425°F (176.7°C to 218.3°C)

Yellow Epoxy-Coated Gas Connectors

Features & Benefits

- Yellow Epoxy-coated 304 series stainless steel (ASTM 240)
- Provides extra protection from corrosion and household chemicals
- Zinc-plated steel S45C fittings

3/8" OD (1/4" ID) Yellow Epoxy-Coated Gas Connectors – 10 Series Connectors




Part number	Outlet X Inlet	Length	Box Qty
10YE505012	1/2" MIP X 1/2" MIP	12"	25
10YE515012	1/2" FIP X 1/2" MIP	12"	25
10YE515018	1/2" FIP X 1/2" MIP	18"	25
10YE515024	1/2" FIP X 1/2" MIP	21"	25
10YE515036	1/2" FIP X 1/2" MIP	36"	25
10YE515048	1/2" FIP X 1/2" MIP	48"	25
10YE515060	1/2" FIP X 1/2" MIP	60"	12
10YE515148	1/2" FIP X 1/2" FIP	48"	25
10YE535060	3/8" MIP X 3/8" FIP	60"	12
10YE535160	3/8" FIP X 1/2" FIP	60"	12
10YE535318	3/8" FIP X 3/8" FIP	18"	25
10YE535324	3/8" FIP X 3/8" FIP	24"	25
10YE535330	3/8" FIP X 3/8" FIP	30"	25
10YE535348	3/8" FIP X 3/8" FIP	48"	25
10YE535360	3/8" FIP X 3/8" FIP	60"	12
10YE535372	3/8" FIP X 3/8" FIP	72"	12

1/2" OD (3/8" ID) Yellow Epoxy-Coated Gas Connectors – 20 Series Connectors




Part number	Outlet X Inlet	Length	Box Qty
20YE505012	1/2" MIP X 1/2" MIP	12"	25
20YE505018	1/2" MIP X 1/2" MIP	18"	25
20YE505024	1/2" MIP X 1/2" MIP	24"	25
20YE505036	1/2" MIP X 1/2" MIP	36"	25
20YE505048	1/2" MIP X 1/2" MIP	48"	25
20YE515012	1/2" FIP X 1/2" MIP	12"	25
20YE515018	1/2" FIP X 1/2" MIP	18"	25
20YE515024	1/2" FIP X 1/2" MIP	24"	25
20YE515036	1/2" FIP X 1/2" MIP	36"	25
20YE515048	1/2" FIP X 1/2" MIP	48"	25
20YE515060	1/2" FIP X 1/2" MIP	60"	12
20YE515136	1/2" FIP X 1/2" FIP	36"	25
20YE515148	1/2" FIP X 1/2" FIP	48"	25

5/8" OD (1/2" ID) Yellow Epoxy-Coated Gas Connectors – 30 Series Connectors



Part number	Outlet X Inlet	Length	Box Qty
30YE505018	1/2" MIP X 1/2" MIP	18"	25
30YE505024	1/2" MIP X 1/2" MIP	24"	25
30YE505030	1/2" MIP X 1/2" MIP	30"	25
30YE505036	1/2" MIP X 1/2" MIP	36"	25
30YE505048	1/2" MIP X 1/2" MIP	48"	25
30YE505060	1/2" MIP X 1/2" MIP	60"	12
30YE515012	1/2" FIP X 1/2" MIP	12"	25
30YE515018	1/2" FIP X 1/2" MIP	18"	25
30YE515024	1/2" FIP X 1/2" MIP	24"	25
30YE515036	1/2" FIP X 1/2" MIP	36"	25
30YE515048	1/2" FIP X 1/2" MIP	48"	25
30YE515060	1/2" FIP X 1/2" MIP	60"	12
30YE515072	1/2" FIP X 1/2" MIP	72"	12
30YE515118	1/2" FIP X 1/2" FIP	18"	25
30YE515124	1/2" FIP X 1/2" FIP	24"	25
30YE515136	1/2" FIP X 1/2" FIP	36"	25
30YE515148	1/2" FIP X 1/2" FIP	48"	25
30YE515160	1/2" FIP X 1/2" FIP	60"	12
30YE545048	3/4" MIP X 1/2" MIP	48"	25
30YE545112	3/4" MIP X 1/2" FIP	12"	25
30YE545118	3/4" MIP X 1/2" FIP	18"	25
30YE545424	3/4" MIP X 3/4" MIP	24"	25
30YE545436	3/4" MIP X 3/4" MIP	36"	25
30YE555424	3/4" FIP X 3/4" MIP	24"	25
30YE555436	3/4" FIP X 3/4" MIP	36"	25
30YE555448	3/4" FIP X 3/4" MIP	48"	25
30YE555460	3/4" FIP X 3/4" MIP	60"	12
30YE555536	3/4" FIP X 3/4" FIP	36"	25
30YE555548	3/4" FIP X 3/4" FIP	48"	25
30YE555560	3/4" FIP X 3/4" FIP	60"	12

1" OD (3/4" ID) Yellow Epoxy-Coated Gas Connectors – 40 Series Connectors



Part number	Outlet X Inlet	Length	Box Qty
40YE545412	3/4" MIP X 3/4" MIP	12"	25
40YE545418	3/4" MIP X 3/4" MIP	18"	25
40YE545424	3/4" MIP X 3/4" MIP	24"	25
40YE545448	3/4" MIP X 3/4" MIP	48"	25
40YE545512	3/4" MIP X 3/4" FIP	12"	25
40YE545518	3/4" MIP X 3/4" FIP	18"	25
40YE545524	3/4" MIP X 3/4" FIP	24"	25
40YE545530	3/4" MIP X 3/4" FIP	30"	25
40YE545536	3/4" MIP X 3/4" FIP	36"	25
40YE545560	3/4" MIP X 3/4" FIP	60"	12
40YE545572	3/4" MIP X 3/4" FIP	72"	12
40YE555448	3/4" FIP X 3/4" FIP	48"	25
40YE555524	3/4" FIP X 3/4" FIP	24"	25
40YE555536	3/4" FIP X 3/4" FIP	36"	25

Black Epoxy-Coated Gas Connectors

Features & Benefits

- Black Epoxy-coated 304 series stainless steel (ASTM 240)
- Provides extra protection from corrosion and household chemicals
- Zinc-plated steel S45C fittings

3/8" OD (1/4" ID) Black Epoxy-Coated Gas Connectors – 10 Series Connectors



Part number	Outlet X Inlet	Length	Box Qty
10BE515018	1/2" FIP X 1/2" MIP	18"	25
10BE515024	1/2" FIP X 1/2" MIP	24"	25
10BE535218	3/8" FIP X 3/8" MIP	18"	25
10BE535224	3/8" FIP X 3/8" MIP	24"	25

1/2" OD (3/8" ID) Black Epoxy-Coated Gas Connectors – 20 Series Connectors




Part number	Outlet X Inlet	Length	Box Qty
20BE515018	1/2" FIP X 1/2" MIP	18"	25
20BE515024	1/2" FIP X 1/2" MIP	24"	25

Stainless Steel Gas Connectors

Features & Benefits


- Uncoated 304 series stainless steel (ASTM 240)
- Zinc-plated steel S45C

3/8" OD (1/4" ID) Stainless Steel Gas Connectors – 10 Series Connectors



Part number	Outlet X Inlet	Length	Box Qty
10SS505012	1/2" MIP X 1/2" MIP	12"	25
10SS505018	1/2" MIP X 1/2" MIP	18"	25
10SS505024	1/2" MIP X 1/2" MIP	24"	25
10SS505030	1/2" MIP X 1/2" MIP	30"	25
10SS505036	1/2" MIP X 1/2" MIP	36"	25
10SS505048	1/2" MIP X 1/2" MIP	48"	25
10SS515012	1/2" FIP X 1/2" MIP	12"	25
10SS515018	1/2" FIP X 1/2" MIP	18"	25
10SS515024	1/2" FIP X 1/2" MIP	24"	25
10SS515030	1/2" FIP X 1/2" MIP	30"	25
10SS515036	1/2" FIP X 1/2" MIP	36"	25
10SS515048	1/2" FIP X 1/2" MIP	48"	25
10SS515060	1/2" FIP X 1/2" MIP	60"	12
10SS515072	1/2" FIP X 1/2" MIP	72"	12
10SS535048	3/8" FIP X 1/2" MIP	48"	25
10SS535072	3/8" FIP X 1/2" MIP	72"	12


1/2" OD (3/8" ID) Stainless Steel Gas Connectors – 20 Series Connectors



Part number	Outlet X Inlet	Length	Box Qty
20SS505012	1/2" MIP X 1/2" MIP	12"	25
20SS505018	1/2" MIP X 1/2" MIP	18"	25
20SS505024	1/2" MIP X 1/2" MIP	24"	25
20SS505030	1/2" MIP X 1/2" MIP	30"	25
20SS505036	1/2" MIP X 1/2" MIP	36"	25
20SS505048	1/2" MIP X 1/2" MIP	48"	25
20SS505060	1/2" MIP X 1/2" MIP	60"	12
20SS505072	1/2" MIP X 1/2" MIP	72"	12
20SS506118	1/2" MIP X 1/2" FIP valve	18"	25
20SS506124	1/2" MIP X 1/2" FIP valve	24"	25
20SS506136	1/2" MIP X 1/2" FIP valve	36"	25
20SS506148	1/2" MIP X 1/2" FIP valve	48"	25
20SS515012	1/2" FIP X 1/2" MIP	12"	25
20SS515018	1/2" FIP X 1/2" MIP	18"	25
20SS515024	1/2" FIP X 1/2" MIP	24"	25
20SS515030	1/2" FIP X 1/2" MIP	30"	25
20SS515036	1/2" FIP X 1/2" MIP	36"	25
20SS515048	1/2" FIP X 1/2" MIP	48"	25
20SS515060	1/2" FIP X 1/2" MIP	60"	12
20SS515072	1/2" FIP X 1/2" MIP	72"	12

Stainless Steel Gas Connectors Cont.

5/8" OD (1/2" ID) Stainless Steel Gas Connectors – 30 Series Connectors



Part number	Outlet X Inlet	Length	Box Qty
30SS505018	1/2" MIP X 1/2" MIP	18"	25
30SS505024	1/2" MIP X 1/2" MIP	24"	25
30SS505030	1/2" MIP X 1/2" MIP	30"	25
30SS505036	1/2" MIP X 1/2" MIP	36"	25
30SS505048	1/2" MIP X 1/2" MIP	48"	25
30SS505060	1/2" MIP X 1/2" MIP	60"	12
30SS515012	1/2" FIP X 1/2" MIP	12"	25
30SS515018	1/2" FIP X 1/2" MIP	18"	25
30SS515024	1/2" FIP X 1/2" MIP	24"	25
30SS515030	1/2" FIP X 1/2" MIP	30"	25
30SS515036	1/2" FIP X 1/2" MIP	36"	25
30SS515048	1/2" FIP X 1/2" MIP	48"	25
30SS515060	1/2" FIP X 1/2" MIP	60"	12
30SS515072	1/2" FIP X 1/2" MIP	72"	12
30SS515124	1/2" FIP X 1/2" FIP	24"	25
30SS515148	1/2" FIP X 1/2" FIP	48"	25
30SS515160	1/2" FIP X 1/2" FIP	60"	12
30SS545024	3/4" MIP X 1/2" MIP	24"	25
30SS545030	3/4" MIP X 1/2" MIP	30"	25
30SS545036	3/4" MIP X 1/2" MIP	36"	25
30SS545048	3/4" MIP X 1/2" MIP	48"	25
30SS545060	3/4" MIP X 1/2" MIP	60"	12
30SS545072	3/4" MIP X 1/2" MIP	72"	12
30SS545436	3/4" MIP X 3/4" MIP	36"	25
30SS545448	3/4" MIP X 3/4" MIP	48"	25
30SS555036	3/4" FIP X 1/2" MIP	36"	25
30SS555048	3/4" FIP X 1/2" MIP	48"	25
30SS555060	3/4" FIP X 1/2" MIP	60"	12
30SS555418	3/4" FIP X 3/4"	18"	25
30SS555424	3/4" FIP X 3/4"	24"	25
30SS555436	3/4" FIP X 3/4"	36"	25
30SS555448	3/4" FIP X 3/4"	48"	25
30SS555460	3/4" FIP X 3/4"	60"	12
30SS55548	3/4" FIP X 3/4" FIP	48"	25

ArmorBoost Gas Connectors

Features & Benefits

- ArmorBoost Thermal Excess Flow Valve for increased safety
- High-performance epoxy coating
- Easy to install

1/2" OD Dryer Kit (Includes leak detector, sealant and additional fittings)



Part number	Outlet X Inlet	Length	Box Qty
20YE52V05148K	3/8" M X 1/2" MEFV X 1/2" F	48"	12

5/8" OD Range Kit (Includes leak detector, sealant and additional fittings)



Part number	Outlet X Inlet	Length	Box Qty
30YE54V45048K	3/4" M X 3/4" EFV X 1/2" M	48"	12

Gas Connector Valves

Features & Benefits

- Lever handle
- For use with liquefied petroleum, natural gas and air mixtures up to 175 psi
- Two-piece brass body

Brass Lever Handle Straight Gas Valve



Part number	Description	Box Qty
60009	1/2" FIP	12
60011	3/4" FIP	12
60013	1" FIP	6
60004	3/8" OD flare X 3/8" OD flare	10
60006	1/2" OD flare X 1/2" OD flare	10
60001	1/2" FIP X 3/8" OD flare	10
60003	1/2" FIP X 1/2" OD flare	10
60031	1/2" FIP X 5/8" OD flare	10
60030	3/4" FIP X 1/2" OD flare	10
60005	3/4" FIP X 15/16" OD flare	10

Brass Flare Angle Gas Valves



Part number	Description	Box Qty
60032	1/2" FIP X 3/8" OD flare	8
60034	1/2" FIP X 1/2" OD flare	8
60029	3/4" FIP X 15/16" OD flare	4

Gas Connector Fittings

Brass Flare Gas Fittings



Part number	Outlet X Inlet	Box Qty
65708	3/8" OD flare X 3/8" MIP (Tapped 1/8" FIP)	5
65707	3/8" OD flare X 1/2" MIP (Tapped 3/8" FIP)	5
65713	3/8" OD flare X 3/4" MIP (Tapped 1/2" FIP)	5
65717	1/2" OD flare X 3/8" MIP (Tapped 1/8" FIP)	5
65726	1/2" OD flare X 1/2" MIP (Tapped 3/8" FIP)	5
62740	1/2" OD flare X 3/4" MIP (Tapped 1/2" FIP)	5
62730	15/16" OD flare X 1/2" MIP (Tapped 3/8" FIP)	5
65711	15/16" OD flare X 3/4" MIP (Tapped 1/2" FIP)	5
65721	1" OD flare X 3/4" MIP (Tapped 1/2" FIP)	5
65714	1" OD flare X 1" MIP (Tapped 3/4" FIP)	5
62747	3/8" OD flare X 3/8" FIP	5
65712	3/8" OD flare X 1/2" FIP	5
65718	1/2" OD flare X 3/8" FIP	5
65728	1/2" OD flare X 1/2" FIP	5
65709	15/16" OD flare X 1/2" FIP	5
65710	15/16" OD flare X 3/4" FIP	5
65722	1" OD flare X 3/4" FIP	5
65715	1" OD flare X 1" FIP	5
65716	3/8" OD female flare X 1/2" MIP (Tapped 3/8" FIP)	5
65719	1/2" OD female flare X 1/2" MIP (Tapped 3/8" FIP)	5





For more information, visit
ez-flo.net

Tel: 1-800-486-5256 | Fax: 1-800-827-3012
Manufactured & Distributed by Reliance Worldwide Corporation®.
Eastman-GasFlexConnectorsBrochure-06.2022

AN RWC BRAND
RWC