

SharkBite Max™

Fittings

SharkBite Max™ fittings provide an innovative solution for quick and reliable connections in residential and commercial plumbing systems. Featuring advanced stainless steel retainers for enhanced strength, these fittings are rated for 400 psi and offer a lower insertion effort than previous versions of SharkBite Brass PTC fittings, ensuring superior performance. SharkBite Max™ fittings do not require a tube liner for PEX and are compatible with a wide range of piping materials, including PEX, copper, CPVC, PE-RT, and HDPE*. Available in various configurations such as elbows, tees, couplings, and adapters, SharkBite Max™ fittings are ideal for a wide range of plumbing applications.

Applications

SharkBite Max™ fittings are designed for quick and reliable connections in residential and commercial potable water systems, recirculation lines, and hydronic heating/cooling systems (up to 50% glycol concentration). They are compatible with PEX, copper, CPVC, PE-RT, and HDPE SDR-9 pipes, facilitating versatile installations and repairs. Approved for behind-the-wall installations without access panels and for underground applications when properly wrapped, these fittings provide a dependable solution for various plumbing needs.

Specifications Data

Materials

Body	Lead-Free DZR Brass
O-ring	EPDM
Steel Retainer	304 Stainless Steel
Grab Ring	316 Stainless Steel

Pipe Insertion Depth

Fitting Size	Insertion Depth
1/2 in.	1.00 in.
3/4 in.	1.25 in.
1 in.	1.5 in.

Performance

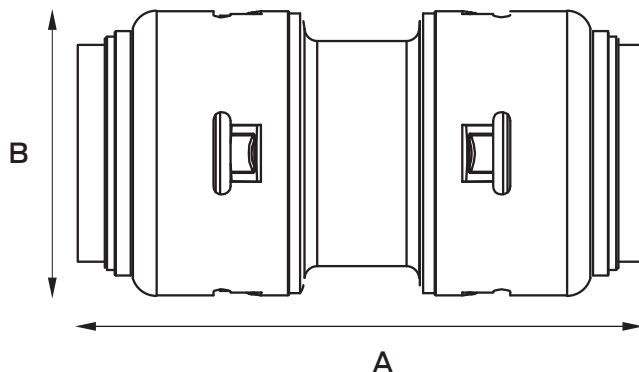
Max Working Pressure	
Max Pressure	400 psi
Max Temperature	200°F (93°C)

Certifications & Listings

ASME A112.4.14/CSA B125.14, NSF/ANSI 14, NSF/ANSI/CAN 61, NSF/ANSI/CAN 372

For listing information, please contact Customer Service

* HDPE installations must use a tube stiffener. Sold separately by HDPE manufacturer.



Coupling

Dimensions (Inches)

Part #	Size	A	B
UR008	1/2 in.	2.1	1.0
UR016	3/4 in.	2.6	1.3
UR020	1 in.	3.1	1.5

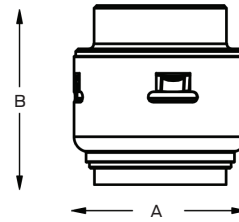
Product Submittal

Name	
Date	
Architect/Owner	
Contractor	
Tag	
Notes	

End Cap

Dimensions (Inches)

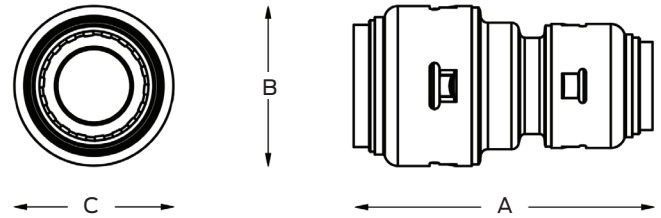
Part #	Size	A	B
UR514	1/2 in.	1.1	1.0
UR518	3/4 in.	1.3	1.3
UR520	1 in.	1.5	1.8



Reducing Coupling

Dimensions (Inches)

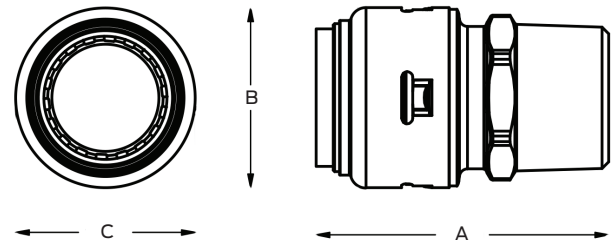
Part #	Size	A	B	C
UR058	3/4 in. X 1/2 in.	2.4	1.2	1.2
UR060	1 in. X 3/4 in.	2.9	1.5	1.5



Male Adapter

Dimensions (Inches)

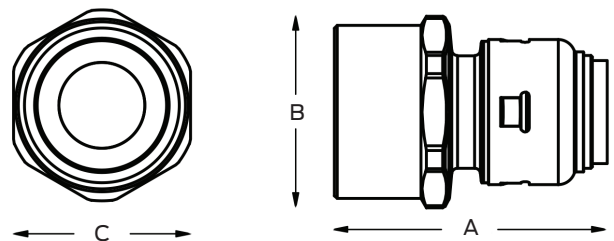
Part #	Size	A	B	C
UR116	1/2 in. X 3/4 in. MNPT	1.9	1.2	1.1
UR120	1/2 in. X 1/2 in. MNPT	1.9	1.0	1.0
UR134	3/4 in. X 3/4 in. MNPT	2.1	1.3	1.3
UR138	3/4 in. X 1/2 in. MNPT	2.1	1.3	1.3
UR140	1 in. x 1 in. MNPT	2.5	1.5	1.5
UR142	1 in. x 3/4 in. MNPT	2.5	1.5	1.5



Female Adapter

Dimensions (Inches)

Part #	Size	A	B	C
UR068	1/2 in. X 3/4 in. FNPT	1.9	1.3	1.2
UR072	1/2 in. X 1/2 in. FNPT	1.8	1.1	1.1
UR088	3/4 in. X 3/4 in. FNPT	2.1	1.3	1.3
UR092	3/4 in. X 1/2 in. FNPT	2.0	1.3	1.3
UR094	1 in. X 1 in. FNPT	2.5	1.5	1.5



90° Elbow

Elbow (Fig. 1.1)

Dimensions (Inches)

Part #	Size	A	B	C
UR248	1/2 in.	1.9	1.9	1.0
UR256	3/4 in.	2.5	2.5	1.3
UR260	1 in.	2.9	2.9	1.5

Elbow with Drain (Fig. 1.2)

Dimensions (Inches)

Part #	Size	A	B	C
UR5248	1/2 in.	2.3	1.9	1.0
UR5256	3/4 in.	2.8	2.4	1.3

Drop Ear Elbow (Fig. 1.3)

Dimensions (Inches)

Part #	Size	A	B	C
UR249	1/2 in. x 1/2 in.	2.0	2.2	1.6
UR334	1/2 in. x 1/2 in. FNPT	2.3	1.8	1.6
UR340	3/4 in. X 3/4 in. FNPT	2.7	2.1	1.8

Dishwasher Elbow (Fig. 1.4)

Dimensions (Inches)

Part #	Size	A	B	C
UR281	1/2 in. X 3/8 in. FNPT	1.8	1.8	1.0

Reducing Elbow (Fig. 1.5)

Dimensions (Inches)

Part #	Size	A	B	C
UR274	3/4 in. X 1/2 in.	2.2	2.3	1.3
UR278	1 in. x 3/4 in.	2.5	2.5	1.3

Male Adapter Elbow (Fig. 1.6)

Dimensions (Inches)

Part #	Size	A	B	C
UR280	1/2 in. X 1/2 in. MNPT	1.9	1.7	1.0

Female Adapter Elbow (Fig. 1.7)

Dimensions (Inches)

Part #	Size	A	B	C
UR308	1/2 in. X 1/2 in. FNPT	2.1	1.5	1.0
UR314	3/4 in. X 3/4 in. FNPT	2.5	1.9	1.3

Fig. 1.1

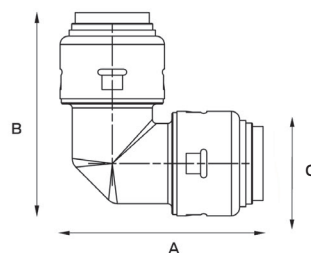


Fig. 1.2

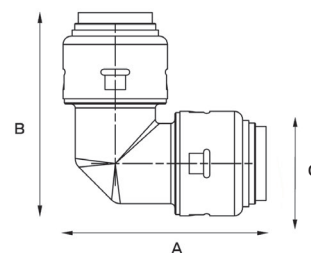


Fig. 1.3

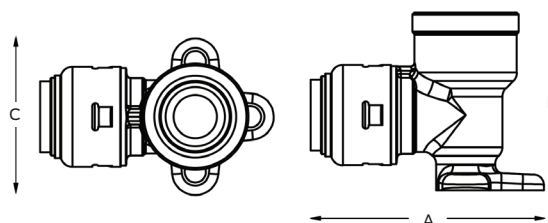


Fig. 1.4

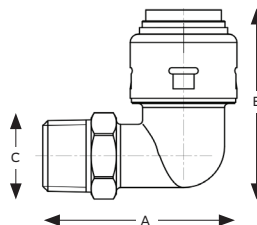


Fig. 1.5

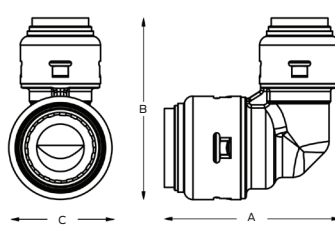


Fig. 1.6

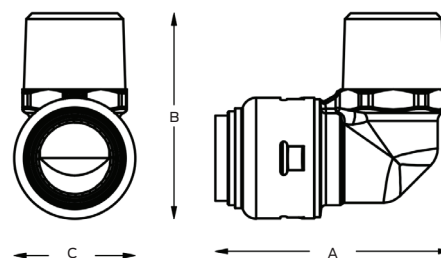
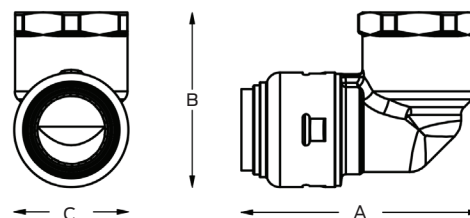


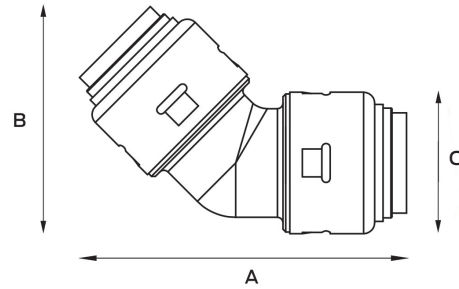
Fig. 1.7



45° Elbow

Dimensions (Inches)

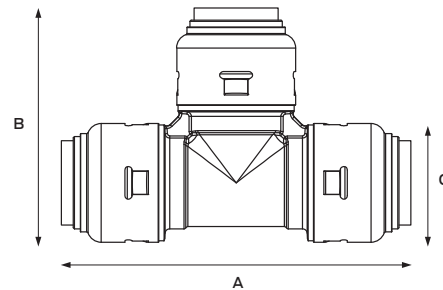
Part #	Size	A	B	C
UR648	1/2 in.	2.0	1.6	1.0
UR656	3/4 in.	2.8	2.2	1.3
UR660	1 in.	3.6	2.5	1.5



Tee

Dimensions (Inches)

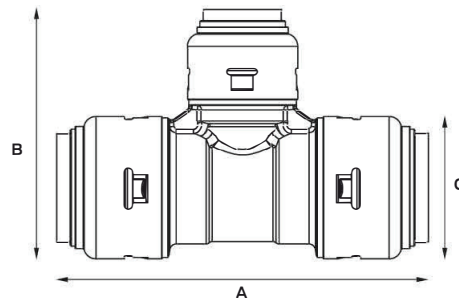
Part #	Size	A	B	C
UR362	1/2 in.	2.9	1.9	1.0
UR370	3/4 in.	3.7	2.5	1.3
UR374	1 in.	4.3	2.9	1.5



Reducing Tee

Dimensions (Inches)

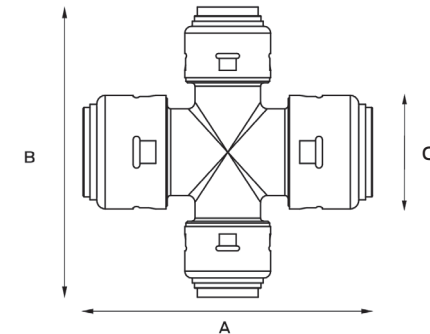
Part #	Size	A	B	C
UR412	3/4 in. X 3/4 in. X 1/2 in.	3.5	2.3	1.3
UR444	3/4 in. X 3/4 in. X 1/2 in.	3.5	2.5	1.3
UR454	3/4 in. X 3/4 in. X 1/2 in.	3.2	2.3	1.3
UR416	1 in. X 1 in. X 3/4 in.	4.0	2.8	1.5



Cross Tee

Dimensions (Inches)

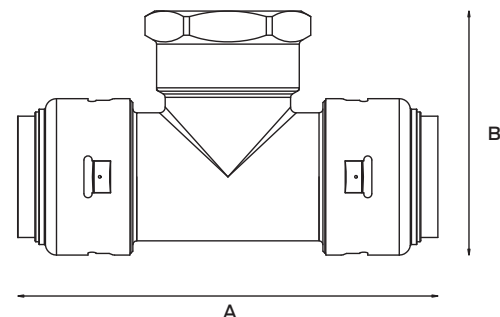
Part #	Size	A	B	C
UR380	3/4 in. x 3/4 in. x 1/2 in. x 1/2 in.	3.7	3.4	1.3



Female Center Tee

Dimensions (Inches)

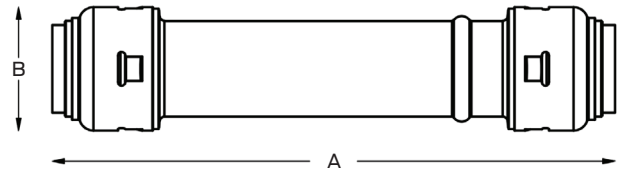
Part #	Size	A	B
UR464	1 in.	4.29	2.49



Slip Coupling

Dimensions (Inches)

Part #	Size	A	B
UR3008	1/2 in.	4.6	1.0
UR3016	3/4 in.	4.9	1.3
UR3020	1 in.	5.1	1.5

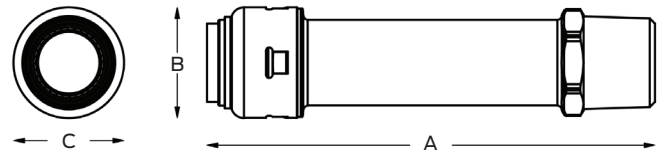


*Slip connections are only compatible with CPVC and copper

Slip Adapter

Dimensions (Inches)

Part #	Size	A	B	C
UR3120	1/2 in.	2.9	1.9	1.0
UR3134	3/4 in.	3.7	2.5	1.3
UR3140	1 in.	4.3	2.9	1.5

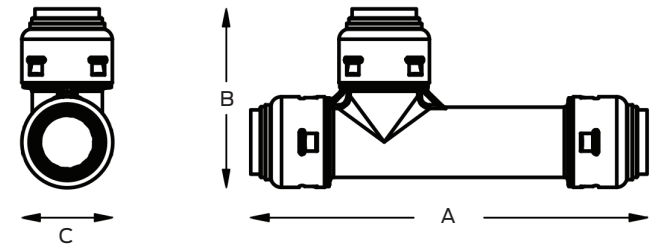


*Slip connections are only compatible with CPVC and copper

Slip Tee

Dimensions (Inches)

Part #	Size	A	B	C
UR3362	1/2 in.	4.4	2.0	1.0
UR3370	3/4 in.	4.7	2.5	1.3

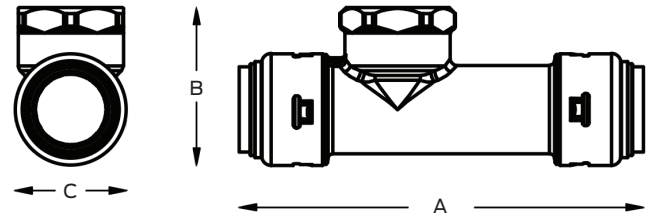


*Slip connections are only compatible with CPVC and copper

Female Center Slip Tee

Dimensions (Inches)

Part #	Size	A	B	C
UR3486	3/4 in. X 3/4 in. X 3/4 in. FNPT	4.4	2.0	1.0



*Slip connections are only compatible with CPVC and copper